



District Report Card: 2017


State: Arunachal Pradesh	District: Longding
Class: 3	Subject: Language
Schools: 56	Students: 902


Participation/Coverage


Students

<div>GENDER</div> <div></div>	Boys		Girls	
	Number	%	Number	%
	439	48.67	463	51.33

<div>AREA</div> <div></div>	Rural		Urban	
	Number	%	Number	%
	849	94.12	53	5.88

<div>CATEGORY</div> <div></div>	SC		ST		OBC		GEN	
	Number	%	Number	%	Number	%	Number	%
	8	0.89	883	97.89	8	0.89	3	0.33

<div>CWSN</div> <div></div>	LD	VI	HI	S&LD	ID	Oth
	0	0	0	0	2	0

<div>Management</div> <div></div>	Government		Government-aided	
	Number	%	Number	%
	902	100.00	0	0.00

Average Performance of Students in Language (%)

Overall	Gender		Area		Management		Social Group			
	Male	Female	Rural	Urban	Govt.	Aided	SC	ST	OBC	GEN
45.95	45.15	46.71	46.71	33.84	45.95	0.00	26.67	45.96	48.33	86.67

Performance on Learning Outcomes (LOs)

Learning Outcomes	Description	Average Performance(%)
L304	Reads small texts with comprehension i.e., identifies main ideas, details, sequence and draws conclusions	48.47
L312	Reads printed scripts on the classroom walls: poems, posters, charts etc.	40.91

Range of Performance of Students who Answered Correctly							
Below 30%		30% - 50%		50% - 75%		Above 75%	
Number	%	Number	%	Number	%	Number	%
278	30.82	258	28.60	240	26.61	126	13.97

Lowest Performing Learning Outcomes (LOs)

1 - Reads printed scripts on the classroom walls: poems, posters, charts etc. (40.91)

2 - Reads small texts with comprehension i.e., identifies main ideas, details, sequence and draws conclusions (48.47)